

MASTER DESIGNED GAS & DIESEL POWER UNITS

ALL UNITS IN-STOCK! SHIPS WITHIN 24-48 HOURS!

Power units include: roll cage, engine, pump adapter, love-joy couplings, pump, relief valve, reservoir, return filter, pressure gauge, hose, fittings and battery cage. Optional oil cooler and directional control valves mounted to structure are available upon request. Power units come assembled and ready to work upon arrival.

Custom Power Units are also Available!


GAS MODELS

ITEM #	HP	GPM
BH-GX200	5.5HP	11 GPM @ 750 PSI, 4 GPM @ 2,500 PSI
BH-GX390	13 HP	8.5 GPM @ 2,000 PSI
BH-GX630	20 HP	15 GPM @ 2,000 PSI

DIESEL MODELS

ITEM #	HP	GPM
BH-KD625	20 HP	10 GPM @ 3,000 PSI

• IF A HIGHER HP IS REQUIRED PLEASE CALL FOR PRICING!
• STAND ALONE POWER UNITS ARE AVAILABLE!



MARINE CLUTCH PUMP KITS

Drive off truck or equipment engines. Drive-shaft or belt driven options.
Clutch pump kits come with: Bi-Rotational Pump, Clutch, Switch and Mounting Bracket.

ITEM #	MAX PRESSURE	GPM@1200	GPM@2000	GPM@2400	PRICE
BH119	3,000	9.6	16	25.5	\$501.93
BH119X	3,000	12.8	21.5	30.5	\$501.93
BH119XX	2,500	17	26	35.8	\$689.13
BH119XXX	2,500	20.5	34.1	41	\$831.06



STAINLESS STEEL BOOM WINCHES, PLANETARY WINCHES & ANCHOR HOISTS

Planetary winches can hold up to 300 ft. of 1/2" cable.
Boom winches hold up to 230 ft. 5/16" cable.

ITEM #	MAX CONT. FLOW	LINE PULL	MAX LINE SPEED	PRICE
BHPSVH-10000	15.9 GPM	10,000 LBS	46 FPM	\$1,200.00
BHPSVH-15000	15.9 GPM	15,000 LBS	30 FPM	\$1,575.00
BHPSVH-18000	15.9 GPM	18,000 LBS	23 FPM	\$1,826.00



ITEM #	DESC.	RPM @ RATED FLOW	LINE PULL	PRICE
BH1008	ANCHOR HOIST	300 RPM @ 12 GPM	900 LBS	\$795.00

HYDRAULIC VALVES

Perfect for operating winches, cylinders, reels, pot haulers and more.

Gresen SPW4 Rotary Spool



SS Rotary Spool Valve



SS Rotary Spool Valve



Hydraulic Control Valve



Hydraulic Control Valve (Spring to Neutral)



Hydraulic Control Valve (Power Beyond)




2-Spool Hydraulic Control Valve (Power Beyond)



3-Spool Hydraulic Control Valve (Power Beyond)



Flow Control Valve



Gresen Selector Valve



Cushion Valve

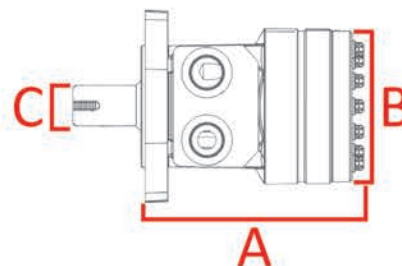


LOW SPEED, HIGH TORQUE HYDRAULIC MOTORS

Master Mechanic Marine provides you with today's leading manufactured hydraulic motors. **NO TAG? NO PROBLEM!**

Our hydraulic specialists can get you a replacement motor with little dimensional data from your motor. (Imports are available).

PRICES STARTING AT\$239.00



VANE PUMPS

GRESEN TC24, TB12, V10, V20, 25VQ & VTM42

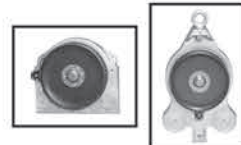
- 500 PSI - 3000 PSI
- 3 GPM - 55 GPM
- Up to 3,000 RPM
- Straight Key Shafts
- Splined Shafts

ITEM #	PRICE
V10	\$233.23
V20	\$250.79
VTM42	\$325.99
TB12	\$429.78
TC24	\$514.75



POT HAULERS - 8", 10", 12", 14", 17"

- Completely Stainless Steel Options
- Top-Performing Hydraulic Motors
- Higher Speed or Higher Torque Options
- Line Speeds from 275-350 ft/min.
- Line Pulls from 310-1750 lbs.



PRICES STARTING AT.....\$599.00

MASTER DESIGNED HYDRAULIC WINCHES

- Drum is 11in. w/ a 4in. center
- Capacity of 330ft. of 3/8in cable or 250 ft. of 1/2in. cable
- May also be designed for 3,000lb or 6,000lb line pull



LAYERS OF WIRE ROPE	PULL	SPEED (@ 15 GPM)	PSI
1	9,000 LBS	12.6 FPM	2,000
2	7,500 LBS	15.1 FPM	2,000
3	6,400 LBS	17.5 FPM	2,000
4	5,600 LB	20.0 FPM	2,000

PRICES STARTING AT\$1,275.00

Hydraulic Cylinder Special

Types of Cylinders: Tie-Rod and Welded • ALL sizes available!
Application Examples: Steering, A-Frames, Log Splitters



BORE	STROKE	PRICE
2	8	\$72
2	10	\$80
2	12	\$92
2.5	8	\$79
2.5	10	\$89
2.5	12	\$103

BORE	STROKE	PRICE
3	8	\$100
3	10	\$115
3	12	\$120
4	8	\$130
4	10	\$143
4	12	\$158
5	8	\$220
5	10	\$245