

## Hydraulic Drive Pump

2 inlet & outlet  
200 GPM  
28' lift  
5 H.P.



Ideal for  
saltwater  
use. Pump  
runs off boat  
hyd. for wash down, bilge  
& livewell **Your cost \$499.00**

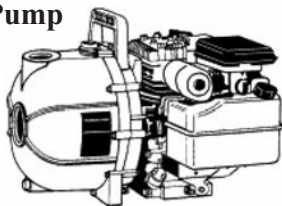
## 3" Trash Pump



Briggs powered 3" trash pump, 240  
GPM, Limited supply  
**Your cost \$399.00**

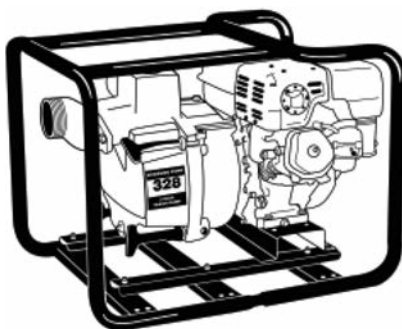
## 2" Plastic Pump

Transfer  
pump  
capable of  
pumping 140  
to 160 GPM.



Made of corrosion resistant  
material. One year warranty  
covering any manufacturers defects.  
Light weight easy to carry.

<b>AP22B 3.5 B&amp;S engine</b>	<b>\$259.00</b>
<b>AP52B 5.5 B&amp;S engine</b>	<b>\$329.00</b>
<b>AP52H 5.5 Honda</b>	<b>\$539.00</b>
<b>AP52KD Kohler Diesel</b>	<b>\$1,999.00</b>

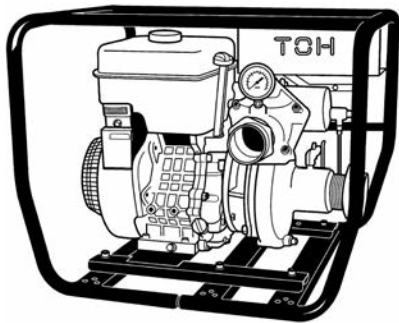


See the complete line of precisely  
Homelite branding pumps at our  
website

## Pressure Pump

2.5" inlet & outlet high pressure  
pump produces 125 PSI @ 218  
GPM. Easy to use exhaust priming  
system. Ideal for jetting piles, heavy  
duty wash down, firefighting and any  
other application where high pressure  
and volume is needed.

**FP25H, Honda GX390 13 hp engine.**  
**Your cost \$ 2,599.00**



Pumps available with Briggs, Honda, Kohler Gas and Kohler, Hatz Diesel



Phone us at 888-696-9005  
P. O. Box 579, Cheraw SC 29520  
fax 843-537-6990

Visit us at [www.riversidepumpmfg.com](http://www.riversidepumpmfg.com)