


2018 NEW YEAR VESSELS FOR SALE EXCLUSIVELY IN MY HANDS!!

OSV / Utility & Crewboats



5,000 BHP - 2108 NEW CONSTRUCTION
110' x 38' x 19'



US Flag 4-Point DSV, 180' ABS Fully Classed
Exclusively in My Hands

ABS Class Certificate +A1, AMS valid thru June 30 2021, USCG Certificate of Inspection valid thru May 30, 2010.



320' x 60' x 28 Built 1995, 222' x 50' clear deck; U.S. Flag. Class: ABS +A1 +DP2.

280' L x 60' B x 24' D x 19' loaded draft. Built in 2004, US Flag, Class 1, +AMS, +DPS-2. Sub Ch. L & I. 203' x 50' clear deck.

272' L x 56' B x 18' D x 6' light draft x 15' loaded draft. Built in 1998, Class: ABS +A1, +AMS, DPS-2.

AHTS: 262' L x 58' B x 23' depth x 19' loaded draft. Built in 1998, Class: ABS + A1, Towing Vessel, AH (E) + AMS, DPS-2, SOLAS, US Flag.

260 L x 56 B x 18D x 6.60' light draft x 15.20' loaded draft. Built in 1997, Class: ABS +A1, +AMS, (E); USCG Sub Ch. L. US Flag.

260 L x 56' B x 18D x 6.60' light draft x 15.20' loaded draft. Built in 1996, Class: ABS +A1, +AMS, (E); USCG Sub Ch. L. US Flag.

260' L x 56' B x 21' D x 6.60' light draft x 18.00' loaded draft. Built in 2002, Class: ABS +A1, +AMS; USCG Sub Ch. L. US Flag.

260' L x 56' B x 21' D x 6.60' light draft x 18.00' loaded draft. Built in 2001, U.S. Flag. Class: ABS +A1, +AMS; USCG Sub Ch. L.

260' L x 56' B x 19' D x 16.14' loaded draft. Built in 1997, U.S. Flag. Class: ABS +A1, +AMS, DPS-2. SOLAS.

240' L x 56' B x 21' D x 6' light draft x 18' loaded draft. Blt 1999, U.S. Flag. Class: ABS +A1, +AMS; USCG Sub Ch. L, DP2.

240' L x 56' B x 21' D x 17' loaded draft. Built in 1998, **AHTS:** 240' L x 52' B x 18' D x 15' loaded draft. Built in 1986, U.S. Flag. Class: ABS + A1 AMS Towing.

250' L x 56' B x 19' D x 16' loaded draft. Built in 2007, U.S. Flag. Class: ABS +A1, +AMS, +DPS-2 Unrestricted Service.

AHTS: 225' L x 52' B x 22' D. Built in 1997, U.S. Flag. Class: ABS + A1.

220' L x 46' B x 16' D x 9' light draft x 13' loaded draft. Built in 1999, U.S. flag. Class: ABS Loadline. USCG SubCh "I" & "L". No SOLAS.

220' L x 46' B x 16' D x 9' light draft x 13' loaded draft. Built in 2000, U.S. flag. Class: ABS Loadline. USCG SubCh "I" & "L". No SOLAS.

220' L x 46' B x 16' D x 9' light draft x 13' loaded draft. Built in 1998, U.S. flag. Class: ABS Loadline. USCG SubCh "I" & "L". No SOLAS.

220' L x 48' B x 16' D x 6' light draft x 13' loaded draft. Built in 1995, U.S. Flag. Class: ABS + A1 Oceans + AMS (E), DPS-1.

220.0' L x 56' B x 18' D x 16' loaded draft. Built in 1998, U.S. Flag. Class: ABS + A1 +AMS, DPS-2, SOLAS, U.S. Domestic Service.

220' L x 40' B x 14' D x 11' loaded draft. Built in 1989, U.S. Flag. Class: ABS +A1 AMS (exp. Dec 6, 2019. Next DD due Dec. 23, 2017).

AHTS: 220' L x 42' B x 14' D x 13' loaded draft. Built in 1982, U.S. Flag. GRT: 490. Class: ABS loadline exp. 18 April 2017. Laid up. USCG Subch. I.

205' L x 46' B x 17' D x 9' light draft x 14' loaded draft. Built in 1999, U.S. flag. Class: ABS + A1 U.S. Domestic Service + AMS, DPS-1. USCG Sub Ch. L, OSV.

205' L x 46' B x 17' D x 9' light draft x 14' loaded draft. Built in 1998, U.S. Flag. Class: ABS + A1, U.S. Domestic Service + AMS, DPS-1.

190' L x 54' B x 16' D x 13' loaded draft. Built in 1998, U.S. flag. Class: ABS +A1 +AMS, DPS-1, Loadline, SOLAS, SIP, USCG Sub. Ch. "L".

199' L x 44' B x 19' D x 16' loaded draft. Built in 1999, Rebuilt: 2014. U.S. Flag. Class: ABS + A1, OSV, + AMS, DPS-1, Unrestricted.

150' L x 36' B x 12' D x 12' loaded draft. Built in 2007, U.S. Flag. Class: ABS Loadline only.

150' L x 26' B x 10' D. Built in 1981 U.S. Flag. For sale without US Registry. U.S. Gulf Coast.

150' L x 26' B x 10' D. Built in 1981, U.S. Flag. For sale without US Registry. U.S. Gulf Coast.

145' L x 34' B x 9' D x 9' loaded draft. Built in 1982, U.S. Flag. U.S. Gulf Coast.

Utility Boat: 120' L x 26' B x 8' D. U.S. flag. GRT: 99. 55'x18' clear deck. FO: 30,000g. FW: 40,000g. Main Engines: 2 x GM. Quarters: 16 in 3 rooms. U.S. Gulf.

Utility Boat: 115' L x 26' B x 8' D x 8' loaded draft. Built in 1980 U.S. flag. GRT: 93. Class: USCG Sub T, OSV. Deck Cargo: 68LT on 55' x 22' clear deck. Last drydocked March 2014. Idle. Owner did a major rebuild at drydock and has invoices over US \$700K (owner will produce all invoices upon request). Owner is inviting serious interest. U.S. Gulf Coast.

Supply Boat: 110' L x 28' B x 4' D x 7' light draft x 9' loaded draft. Built in 1980. U.S. Flag. Deck Cargo: 142LT on 50' x 20' clear deck. Quarters: 20 berths (4 crew, 16 pax). Utility vessel for sale. U.S. Gulf Coast.

Utility Boat: 110' L x 26' B x 7' D. Built in 1981, U.S. flag. Class: USCG Cert. "T" 40 persons. ABS loadline exp. Deck Cargo: 67T on 48'x22' clear deck. U.S. Gulf

Utility Boat: 110' L x 28' B x 8' loaded draft. Built in 1982, U.S. Flag. Deck Cargo: 60LT on 62' x 22' clear deck. U.S. Gulf Coast.

CARIBBEAN TUGS



2,200 BHP



2,200 BHP



1,700 BHP

TUGS



800 HP - Vivian
60' x 22'

6' Draft, Blt 1975, Twin Screw GM 12V71's, MG 514 (5.16:1), Steel In Subchapter M Condition



2,600 BHP
Lucinda Smith 90' x 28'

Twin Cummins QSK 38M's Tier II With ZF 4610W, 5.63:1, Korts Upper House, ABS International Loadline Valid



4,000 BHP - William
115' x 32'

Twin EMD 16-645 E6's, Reintjes, Korts, ABS Full Class Hull and Machinery Valid, Intercon Double Drum Winch, Rent Ready



5,750 BHP - Costal 303
128' x 35'

Twin Alco 16-251 E's, Built Main, Upper House With Elevator, ABS Laidup Status.

PUSHBOATS



1,350 BHP Miss Laurie
65' x 24'

Twin QSK Cummins (Tier II); MG 5170 (6:1), Flanking Rudders, Fleeting Deck, Elect. Winches



1,800 BHP Warren
65' x 26'

Twin CAT C-32's (Tier II), MG 5222 (6:1), Flanking Rudders, Fleeting Deck, Elect Winches



1,000 BHP
Hayden - 60' x 22'

Twin CAT 3408's, MG518 (6.5:1) Fik. Rudders, Fleet Deck, Elect., Winches, MMBumpers.

SUPER BARGAIN!



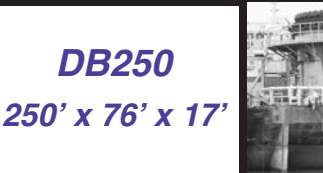
2,600 BHP
Capt. Vince - 78' x 30'

Blt. 1982, Rebuilt 2015 Dravo, Twin CAT 3512's, MG 5600 (7:1), 78' x 68", RCP Cert. & SubM 2,600 Profile



DB350

All Oceans; heavy lift derrick crane barge; 250' x 78'; upgraded 4 point RB-97 mooring system; quarters for 64 people; Manitowoc 3900; (3) 224 kw gen sets..... (Priced To Sell)




DB250
250' x 76' x 17'



L/B
Mighty Chief

196' x 76' x 11.5'. Min. Draft 6' USCG COI, ABS +A1 Barge Classed, Fuel: 49,920 gal, Water: 109,824 gal., Ballast 65,208 gal., Generators: (3) 350 KW, (1) 125 KW, Deck Crane: Manitowoc 3900



DENNIS FRANTZ
FRANTZ MARINE CORPORATION, INC.

CELLULAR (504) 430-7117

Email: Dennis@Frantzmarine.com

Email: Tugmaninmandeville@charter.net

(ALL SPECIFICATIONS AS PER OWNER AND NOT GUARANTEED BY BROKER)